



HOSPITALITY SOLUTIONS

professional av mounts

2009-2010





Why Chief?

Chief mounts appear in the finest hotels and casinos around the world, providing end users the ultimate guest experience and comforts of home. An industry leader for more than 30 years, Chief's innovative AV mounting solutions are ideal for guest rooms, hanging quietly in lobbies and common areas, angles in bars and restaurants, or securely supporting technology in the outdoors.

Largest line of mounting solutions worldwide

Chief offers the broadest line of solutions and supporting accessories worldwide. We aggressively evolve our products with changing technology to ensure that we are at the forefront of the industry.

Top-quality products, fast installation

Chief builds unique features into every mount, focusing on speed of installation while providing end users with the best in form and function. Our mounts are shipped fully assembled, and backed by an expert Technical and Customer Service Team.

Environmental responsibility


Chief is committed to playing an active role in improving the environment where we live and work. We make it a priority to comply with international environmental regulations related to the design, manufacture and packaging of our products.





For more information, visit
www.chiefmfg.com/aboutus.aspx


Multiple levels of assistance

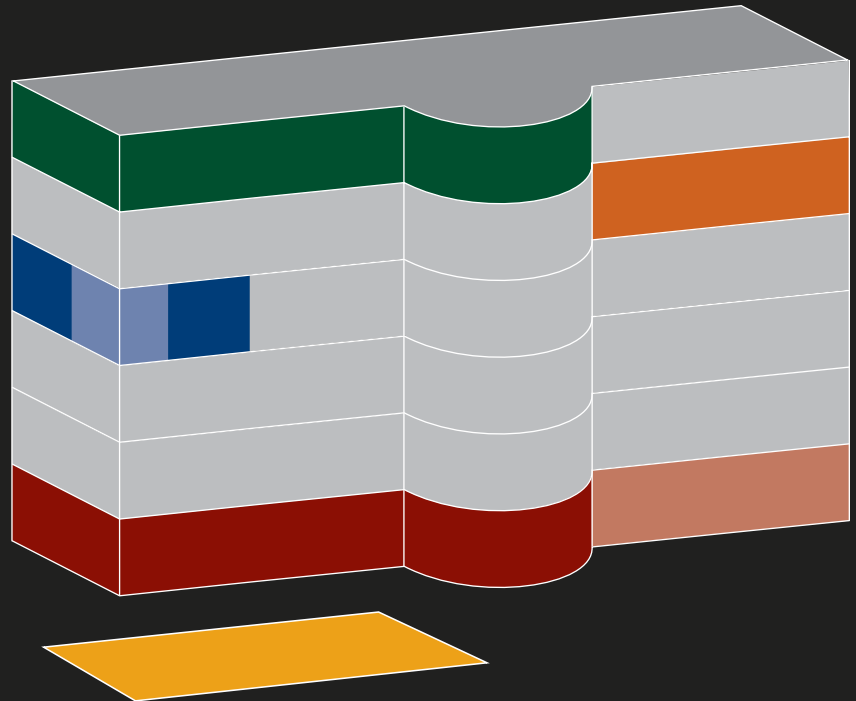
Chief is fully staffed to handle projects of varying complexity, in a wide range of applications. Dedicated technical and design resources work with you to create the perfect solution on time and within budget. From custom mounts to fully-integrated audio visual solutions, we can assist with as much or as little as you like.

 **State-of-art standard product mix**, including custom and universal interfaces, and UL Listed designs








 **A Display Solutions Team** to project manage and recommend the best solutions for your specific project

 **Skilled, on-site consulting** services for larger projects from our experienced product development team

 **Custom kitting** to assist with sourcing of all aspects of your installation through Chief - from flat panel TVs and projectors to cables and power conditioners



Hospitality Solutions for:

- | | | |
|---|--|--|
|  Guest Rooms |  Conference Rooms |  Outdoor Patios |
|  Bathrooms |  Bars and Restaurants |  Gaming/Casinos |
|  Lobbies | | |



Flat Panel Wall Mounts



Common Applications

Guest Room
Bathroom
Common Area
Lobby
Restaurant/Bar

FSR™ ■ Fixed Wall Mount

26"
45 lbs
(20.4 kg)



- Low-profile solution, only 0.75" (19 mm) deep
- 0.5" (13 mm) left/right lateral shift
- VESA 75 x 75 mm and 100 x 100 mm
- Available in black

RMF2™ ■ Fixed Wall Mount

42"
125 lbs
(56.7 kg)



- Low-profile solution, 0.79" (20 mm) deep
- Hinged design reduces packaging
- Glide Lock™ with kickstand secures TV
- Open wall plate for easy cable routing
- Available in black

RLF2™ ■ Fixed Wall Mount

52"
125 lbs
(56.7 kg)



- Low-profile solution, 0.79" (20 mm) deep
- Hinged design reduces packaging
- Glide Lock™ with kickstand secures TV
- Open wall plate for easy cable routing
- Available in black

Also Available: RXF2™ Fixed Wall Mount for extra-large flat panel TVs up to 63" and 175 lbs (79.3 kg)

FTR™ ■ Tilt Wall Mount



- +5/-15° smooth fingertip tilt
- Low-profile solution, 1.95" (50 mm) deep
- 0.5" (13 mm) left/right lateral shift
- VESA 75 x 75 mm and 100 x 100 mm
- Available in black

FWS™ ■ Single Swing Arm



- Extends 9.44" (240 mm) and pivots up to 180° for broad range of motion
- +/-15° Centris® Fingertip Tilt
- In-arm cable channels conceal and protect cables
- Available in black and silver

MTR™ ■ Tilt Wall Mount



- 15° tilt adjustment
- 1.5" (38 mm) left/right lateral shift
- Rapid Level™ System for fast, hands-free leveling on wall
- Available in black

MPW™ ■ Dual Swing Arm



- Extends 8.75" (222 mm) and swivels up to 45° for broad range of motion
- Low-profile solution, only 1.5" (38 mm) deep in home position*
- Integrated lateral shift
- Available in black and silver

PLP™ ■ Pull-N-Tilt™ Wall Mount



- 15° smooth fingertip tilt
- Low-profile solution, 1.8" (46 mm) deep*
- Bottom pulls out 3" (76 mm) for easy cable access and routing
- Available in black

PDR™ ■ Dual Swing Arm



- Extends 37.38" (949 mm) and swivels up to 90° for broad range of motion
- +5/-15° Centris® Fingertip Tilt
- In-arm cable channels conceal and protect cables
- Available in black and silver

Also Available: PNR™ Dual Swing Arm with 25" (635 mm) extension



*Depth does not include interface bracket

Table Stands



Common Applications

Guest Room
Common Area
Conference Room

MTS™ Bolt-Down Table Stand



- Secure bolt-down design
- Keyed locking options
- Swivels +/- 10°, 20°, 30°, 40° or 270°
- Quick connect/disconnect for fast installation and service
- Available in black and silver

MSS™ Swivel Table Stand



- +/-45° swivel with optional stops at +/-15°, 25° or 35°
- 5" (127 mm) height adjustment for screen heights up to 32" (813 mm)
- Two cable management options
- Available in black and silver

Also Available: PSS™ Swivel Table Stand for large flat panel TVs up to 50" and 175 lbs (79.4 kg)

MPO™ Pull-Out Swivel Mount



- For new or retrofit cabinet and armoire installations
- 5.5" (140 mm) SmoothGlide™ extension for better viewing angle
- 15° yaw left and right of center
- Available in black

Display Carts & Stands



MF1™ ■ Display Stand

(56.7 kg)

- 4' - 7' (1.2 m - 2.1 m) telescoping height adjustment
- +/-15° Centris® Fingertip Tilt
- ClickConnect™ Technology confirms flat panel is secure - no tools or levers
- Available in black and silver



Also Available: PF1™ Display Stand for extra-large flat panel TVs up to 65" and 200 lbs (90.7 kg)



MFC™ ■ Mobile Cart

(56.7 kg)

- 4' - 6' (1.2 m - 1.8 m) telescoping height adjustment
- +/-15° Centris® Fingertip Tilt
- ClickConnect™ Technology confirms flat panel is secure - no tools or levers
- Available in black and silver



Also Available: PFC™ Mobile Cart for extra-large flat panel TVs up to 65" and 200 lbs (90.7 kg)



Common Applications

Common Area

Lobby

Conference Room

Automated Mounts



Common Applications

- Guest Room
- Common Area
- Lobby
- Conference Room

CM8T15™ ■ Tilt Mount



- +2°/-13° tilt adjustment
- Glide Lock™ latch secures TV to mount without tools
- Automatically returns to low-profile, flush position when TV is turned off
- Available in black

PXRU™ ■ Swing Arm Mount



- Extends 26" (660 mm) and swivels up to 90° for a broad range of motion
- 15° tilt adjustment
- Collapses to 4.5" (114 mm)
- 4 programmable viewing positions
- Available in black

CM2L40™ ■ Pop-Up Lift



- Travels up to 40" (102 cm) with a stored height of only 31" (787 mm)
- Provides quick, quiet travel at over 2" (51 mm) per second
- Integrated cable management
- Available in black

CM3T45™ ■ Swivel Table Stand



- +/-45° automated swivel with optional stops at 15°, 25° and 35°
- 5" (127 mm) height adjustment
- Free-standing base with bolt-down capability for increased security
- Available in black and silver

CM2C40™ ■ Ceiling Lift



- Travels up to 40" (102 cm) with a stored height of only 31" (787 mm)
- Provides quick, quiet travel at over 2" (51 mm) per second
- Integrated cable management
- Available in black



Furniture



Common Applications

Guest Room
Common Area

FS56™ ■ Floor Stand



- 1.5" (38 mm) depth
- $\pm 3^\circ$ tilt adjustment
- Mount to wall without installing to studs
- Adjustable panel conceals cables
- Includes four wood panels: cherry, black, mocha and paintable white

Also Available: FS46™ Floor Stand for flat panel TVs up to 46" and 100 lbs (45.4 kg)

TVLCD™ ■ TV Turntable



- Mount swivels from left to right for better viewing from all angles
- Easy to assemble
- Compatible with medium LCD TVs
- Available in black and silver

WFV44™ ■ TV Cabinet



- Adjustable shelves accommodate any size AV system
- Convection cooling system keeps AV components at proper temperature
- Removable glass & wood door inserts
- Available in cherry and mocha

PFFP™ ■ Flat Panel TV Stand



- Two adjustable shelves accommodate any size AV system
- Wire management channel provides a clean finish
- Great alternative to wall mounting
- Available in black and silver

WFV66™ ■ Lowboy Cabinet



- Adjustable shelves accommodate any size AV system
- Convection cooling system keeps AV components at proper temperature
- Center channel cavity with grill cloth
- Available in cherry and mocha

PFFP2™ ■ Flat Panel TV Stand



- Three adjustable shelves accommodate any size AV system
- Wire management channel provides a clean finish
- Great alternative to wall mounting
- Available in black and silver



Ceiling Mounts



Common Applications

- Common Area
- Lobby
- Conference Room
- Restaurant/Bar

MCS™ ■ Single Ceiling Mount*

50"
125 lbs

(56.7 kg)



- +5°/-20° Centris® Fingertip Tilt
- 5° roll; 360° yaw
- ClickConnect™ technology confirms flat panel is secure - no tools or levers
- Portrait or landscape installation
- Available in black

PCS™ ■ Single Ceiling Mount*

63"
200 lbs

(90.7 kg)



- +5°/-20° Centris® Fingertip Tilt
- +/-2° roll; 360° yaw
- ClickConnect™ technology confirms flat panel is secure - no tools or levers
- Portrait or landscape installation
- Available in black

*Shown with CMS extension column



RPA Elite® ■ Projector Mount

(22.7 kg)

- Independent roll, pitch and yaw
- MicroZone™ adjustment for fast and precise projector registration
- Optional Q-Lock™ integrated security
- Custom & universal interface options
- Available in black, silver and white*



Also Available: RSM™ Mini Elite mount for smaller form projectors up to 25 lbs (11.3 kg)



RPA® ■ Projector Mount

(22.7 kg)

- Independent roll, pitch and yaw
- Low-profile, aesthetic design
- Integrated cable management
- Quick projector connect/disconnect
- Custom & universal interface options
- Available in black, silver and white*



SL151™ ■ Projector Lift

(15.9 kg)

- Low profile 11" (279 mm) height
- Provides 8.25" (210 mm) of travel
- +/-2° roll; +/-12° pitch; +/-5° yaw
- For use with finished or suspended ceilings, or push-up table installations
- Fits into a 2' x 2' (610 x 610 mm) suspended ceiling



Also Available: SL236™ Projector Lift with 36" (914 mm) of downward travel

Projector Mounts



Common Applications

- Conference Room
- Restaurant/Bar

**Silver and white available with universal option only*

Accessories



Common Applications

- Common Area
- Lobby
- Conference Room
- Restaurant/Bar
- Guest Room

CMS™ ■ Adjustable Extension Columns



- Notched design allows adjustment without disassembly
- Choose between lengths from 6-9" (152-229 mm) to 10-12' (3.1-3.7 m)
- Weight capacity: 500 lbs (227 kg)
- Available in black, silver and white

Also Available: CMS™ Fixed Extension Columns in 3" -6' (76 mm - 1.8 m) lengths

CMA101™ ■ Designer Ceiling Plate



- Attractive solution for basic installations
- Two or four bolt installations
- Weight capacity: 500 lbs (227 kg)
- Available in black, silver and white

Also Available: Visit www.chiefmfg.com for more ceiling plate accessories

CMA640™ ■ Decorative Ring



- Conceals pass-through hole cut for extension columns
- Hinged design for new or retrofit installations
- Clamp range: 1.9" (48 mm)
- Available in black, chrome and white

Also Available: CMA643™ Decorative Ring with clamp range of 2.44" (62 mm)

PACLR1™ ■ L/R Speaker Adapters

- Fully assembled
- Low profile
- Expandable for 30-50" flat panels
- Compatible with most Chief Q-Latch™ flat panel mounts
- Available in black



Also Available: PACCC1™ Center Channel Speaker Adapter

PAC101™ ■ Component Shelf

- For single-stud wall installations
- Dimensions (HxWxD): 2.18" x 14" x 10.4" (55 x 356 x 264 mm)
- Weight capacity: 20 lbs (9.1 kg)
- Available in black



Also Available: PAC102™ Component Shelf for pole installations

PAC251™ ■ CPU/DVD/VCR Adapter

- Compatible with Chief's 14" (356 mm) Q-Latch™ flat panel mounts
- Allows easy access to drives and input/output connections
- Compatible with media devices up to (HxWxD): 17.63" x 15.5" x 3.5" (448 x 394 x 89 mm)



Also Available: MAC251™ CPU/DVD/VCR Adapter for medium flat panels

Solutions at Every Turn



Hospitality Solutions for:

- Guest Rooms
- Bathrooms
- Lobbies
- Gaming/Casinos
- Conference Rooms
- Bars and Restaurants
- Outdoor Patios

Contact Us



Chief Manufacturing ■ A Division of Milestone AV Technologies
800.582.6480 USA ■ 877.345.4329 Canada ■ www.chiefmfg.com

©2009 Milestone AV Technologies, a Duchossois Group Company.
Chief is a registered trademark of Milestone. All other brand names or
marks are used for identification purposes and are trademarks of their
respective owners. All patents are protected under existing designations.
Other patents pending. Printed in the USA. 800110B 9/09